



TOILET CUBICLES

www.tline.in

URINAL PARTITIONS

RESTROOMS CUBICLES



Compact Laminate

T-Line provides solid compact laminate to meet today's architectural requirement. Boards are made using advance technology, meeting international building standards. Available in various thickness, sizes & colors. Versatile, suitable for vertical & horizontal applications, allows enormous scope of creativity, design & combinations. Use for multiple interior and exterior applications.

SHOWER CUBICLES




Shade Card

LOCKERS


HPL CUBICLES

CHANGE ROOMS


T-Line a Product of INNER SPACE, Mumbai




1082 CLINICAL WHITE




1020 OFF WHITE




1081 TECHNO WHITE




1083 HALF BEIGE




1079 SOLERA BEIGE




120 ALUMINA GREY



531 SMOKE GREY




8121 CHALK GREY



1707 LASER GREY



1084 MUNSO WHITE




8117 WARM GREY



1014 CITY SHADOW



1072 GUN METAL



1049 CHARCOAL GREY




142 BLACK MAGIC




1411 LIGHT ALUMINIUM



1033 TIDAL SAND



1085 ABSOLUTE PEACH



539 DARK CHOCOLATE



1568 SALTY PEPPER



Compact Laminate



8504 GOLDEN YELLOW



8522 ORANGE



530 BLOOD RED



1040 RUST BROWN




1018 CHERRY BROWN



8306 HINA



1716 DARK OLIVE




1718 RAINY SKY



8442 PURPLE




1048 DEEP BLUE



526 AZURE



1091 STEEL BLUE



1709 AVIO BLUE



8421 ROYAL BLUE



1073 OLYMPIA BLUE



1489 LANDRA GRAIN



1490 DUST ZINGER



2853 BENGAL MARBLE



2852 DESERT MARBLE



1554 LETIZIA



7771 WELLOW TREE WHITE



7251 HIGHLAND PINE



7254 STRAIGHT PINE



7305 ALBERTA MAPLE



2838 TEAK CLASSICAL



2839 ELITE GRAINS



7416 ASH OAK



2835 PUNJABI TEAK



2202 RAW CHARM



2865 CALAIS EICHE



2833 LINGO HORIZONTAL
WOOD



2319 ROVERE CRISTALLO



2843 COCOA TEAK



1981 ORLANDO WALNUT



7717 VEGAS WALNUT



7712 MIAMI WALNUT



URINAL PARTITIONS



TOILET CUBICLES

TOILET PARTITIONS



LOCKERS



CHANGE ROOMS



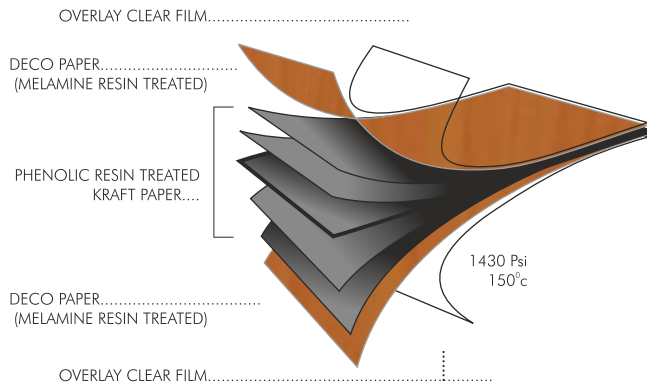
SHOWER CUBICLES

TABLE TOPS



Compact Laminate

T-Line - Phenolic Compact Laminate is a solid, high pressure and extremely durable decorative building materials, made from layers of high quality craft papers impregnated with phenolic resin, color papers impregnated with melamine resin. Manufactured under high pressure and temperature. Suitable for vertical and horizontal applications. Meets international safety & hygiene standards. Provides enormous scope of designs & creativity.



Features

- Water resistance
- High impact resistance & long lasting
- Abrasions, stains and heat resistant
- Meeting International hygiene & safety standards
- Impervious to moisture, anti-fungal, anti-bacterial
- Available in various colors, thickness & sizes

Application

- Toilet cubicles / partitions
- Shower cubicles / partitions
- Urinal partitions / modesty panels
- Table tops & benches
- Lockers / cabinets
- Laboratory / Hospital furniture
- Interior & exterior paneling

(As per IS 2046 & EN 438 Standard)



Note : More colours, patterns and finishes are available as per requirement. Samples are also available on request.
Available Sizes : 6'x6', 6'x7', 6'x12', 6'x14', 4'x8', 4.25'x10'

For further details please contact :



707, 7th Floor, 765 Fly Edge, Kora Kendra Fly Over Junction,
S. V. Road, Borivali (West), Mumbai 400 092. Tel: +91-22-2805 2157/58
Email : info@tline.in | info@innerspace.com

T-Line is a registered brand owned by Inner Space, Mumbai.
T-Line Toilet Cubical System exclusively provided in India & abroad by Inner Space through its network.

Authorised Dealer

