



TOILET CUBICLES



TOILET PARTITIONS



Compact Laminate

T-Line provides solid compact laminate to meet today's architectural requirement. Boards are made using advance technology, meeting international building standards. Available in various thickness, sizes & colors. Versatile, suitable for vertical & horizontal applications, allows enormous scope of creativity, design & combinations. Use for multiple interior and exterior applications.

SHOWER CUBICLES

CHANGE ROOMS

XL CLASSIC

Shade Card


URINAL PARTITIONS

TABLE TOPS


LOCKERS

XL CLASSIC


Shade Card




851 COLD WHITE




13 EGG WHITE




856 FROSTY WHITE




858 POLAR WHITE (ANTIQU)




855 IVORY



859 PEANUT




871 BEIGE




888 CREME MOYEN




879 CAMO GREEN



11 BLACK



860 SILVER GREY




887 MID GREY




861 GOTHIC GREY




603 CHARCOAL



873 DARK GREY




15 YELLOW



864 MANGO




857 ORANGE



872 VODAFONE RED




605 BURGUNDY MAROON




875 CANDY PINK



865 PARROT GREEN



867 GREYISH BLUE



884 BLUE



853 ROYALE BLUE



Compact Laminate



903 MOUNTAIN LARCH



899 ARUSHA WENGE




907 MOLDAU ACACIA




665 WALNUT RIGATO



894 DOUGLAS PINE



908 THANSAU MAPLE



916 ALBERTA MAPLE



892 URBAN TEAK



913 SONAMA OAK



922 SCOTIA OAK



642 CANYON MONUMENT OAK



912 LIGHT NOCE VERSAILLIES



905 MODERN NOCE VERSAILLIES



895 CLASSIC PLANKED WALNUT




898 BALINESE OAK



917 DARK NOCE VERSAILLIES

XL CLASSIC

Shade Card



909 BAVARIAN BEECH



893 GERMAN OAK




51 NOVECENTO PINE



904 CHERRY



910 CRIAZA PEAR



896 MAHOGANY



651 STUCCO



901 STRAIGHT GRAINED WENGÉ



874 GREY TITAN




862 SLATE GREY



637 BROOKLYN



883 PUNTINELLA



921 TORANO MARBLE



918 MODERN MANHATTAN



924 LIGHT MANHATTAN



687 MANDU SLATE



TOILET CUBICLES



SHOWER CUBICLES

TOILET PARTITIONS



URINAL PARTITIONS



CHILDREN CUBICLES

TABLE TOPS



CHANGE ROOMS



LOCKERS

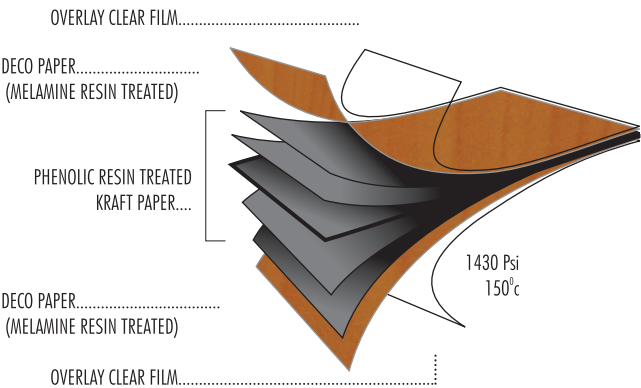


Meeting International Standards



Compact Laminate

T-Line - Phenolic Compact Laminate is a solid, high pressure and extremely durable decorative building materials, made from layers of high quality craft papers impregnated with phenolic resin, color papers treated with melamine resin. Manufactured under high pressure and temperature. Suitable for vertical and horizontal applications. Meets international safety & hygiene standards. Provides enormous scope of designs & creativity.



Features

- Water resistance
- High impact resistance & long lasting
- Abrasions, stains and heat resistant
- Meeting International hygiene & safety standards
- Impervious to moisture, anti-fungal, anti-bacterial
- Available in various colors, thickness & sizes

Application

- Toilet cubicles / partitions
- Shower cubicles / partitions
- Urinal partitions / modesty panels
- Table tops & benches
- Lockers / cabinets
- Laboratory tops
- Interior & exterior paneling

(As per IS 2046 & EN 438 Standard)



Note : More colours, patterns and finishes are available. Samples are also available on request.

Available Sizes : 6'x6', 6'x12', 6'x14', 4'x8', 4.25'x10'

For further details please contact :



707, 7th Floor, 765 Fly Edge, Kora Kendra Fly Over Junction,
S. V. Road, Borivali (West), Mumbai 400 092. Tel: +91 9820105962 | + 91 9820914992
Email : info@tline.in | info@innersp.com

T-Line is a registered brand owned by Inner Space, Mumbai.
T-Line Toilet Cubicle System exclusively provided in India & abroad by Inner Space through its network.

Authorised Dealer

